


GUSD Mobile Hotspot Quick Start Guide

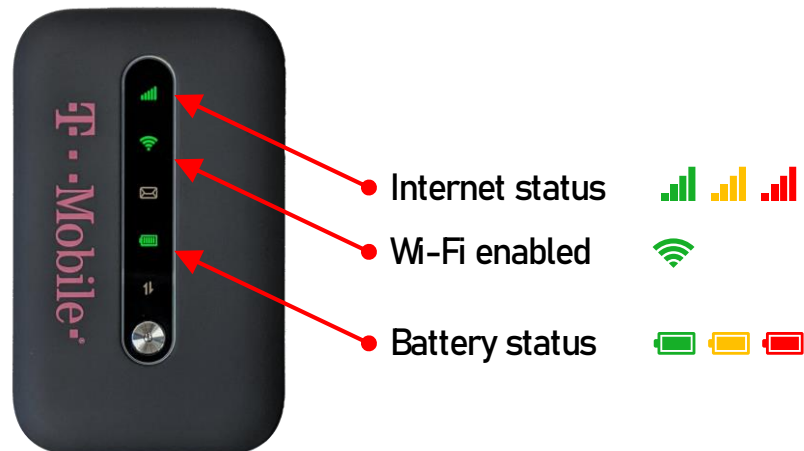
1 Charge the Hotspot



2 Power on



3 Light indicators



i Power off Hotspot



The Hotspot is intended for GUSD schoolwork only.

Still have issues?
For tech support, please call
818-478-2664



Hotspot will automatically POWER OFF after 60 min. if not used.

Connecting a Chromebook to the Hotspot

Any GUSD Chromebook should automatically connect to the GUSD Hotspot.

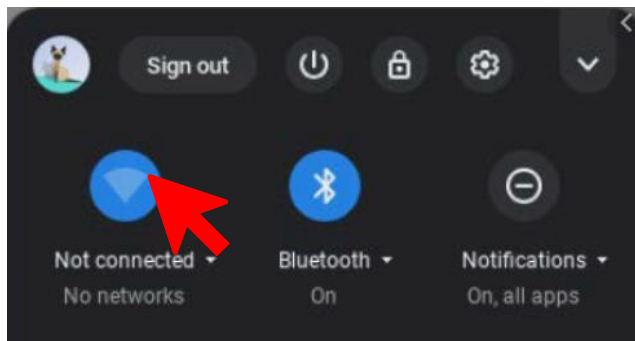
1. Power on the Chromebook and Hotspot.



2. Click the **time** on the bottom-right of the screen.



3. Click the **Wi-Fi icon**.



4. Chromebook will automatically connect to **CBR** Wi-Fi name.

